

**Overview**

- retro-reflective sensor
- 5 m
- pulsed red laser diode
- push-pull
- Teach-in and IO-Link
- flylead connector M8, L=200 mm
- -10 ... 60 °C
- IP 68/69K & proTect+



Picture similar



**Technical data**

**General data**

Type	Retro-reflective sensor
Special type	Hygienic design
Light source	Pulsed red laser diode
Actual range Sb	5 m
Nominal range Sn	6 m
Repeat accuracy	< 0,2 mm at 500 mm
Polarization filter	Yes
Light indicator	LED yellow
Power on indication	LED green
Sensitivity adjustment	Teach-in and IO-Link
Laser class	1
Distance to focus	Parallel beam
Wave length	656 nm
Suppression of reciprocal influence	Yes
Alignment optical axis	< 2°
Approvals/certificates	Ecolab Adapted from EHEDG

**Electrical data**

Response time / release time	< 0,1 ms
------------------------------	----------

**Electrical data**

Voltage supply range +Vs	11 ... 30 VDC
Current consumption max. (no load)	30 mA
Current consumption typ.	25 mA
Voltage drop Vd	< 2,5 VDC
Output function	Light / dark operate
Output circuit	Push-pull
Output current	< 100 mA
Short circuit protection	Yes
Reverse polarity protection	Yes

**Mechanical data**

Width / diameter	16,5 mm
Height / length	34,6 mm
Depth	28,7 mm
Type	Rectangular
Housing material	Stainless steel 1.4404 (V4A)
Front (optics)	PMMA
Connection types	Flylead connector M8, L=200 mm

**Ambient conditions**

Operating temperature	-10 ... +60 °C
Protection class	IP 68/69K & proTect+

# O300H.RL-GW1J.PVNV

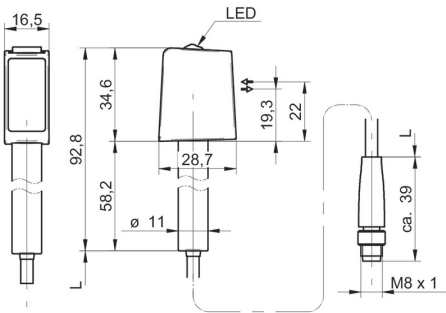
Retro-reflective sensors - miniature

Article number: 11172814

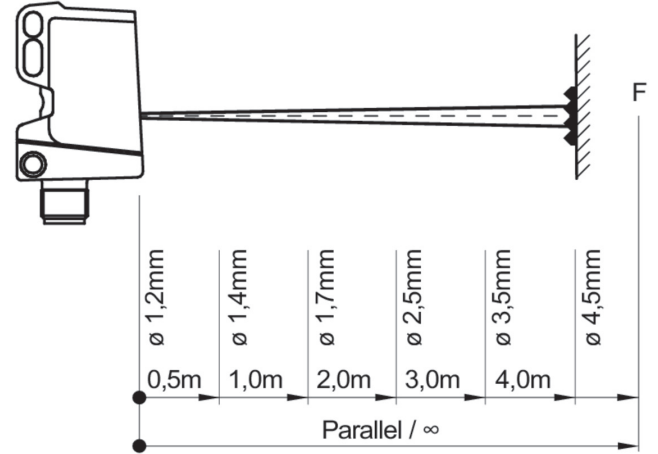
### Remarks

- Magnetic Teach
- IO-Link: V1.1, filter functions, qTeach lock adjustable

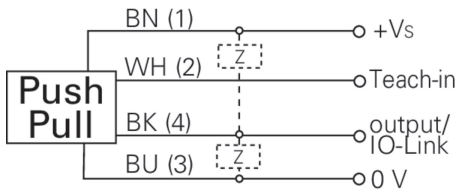
### Dimension drawing



### Beam characteristic (typically)



### Connection diagram

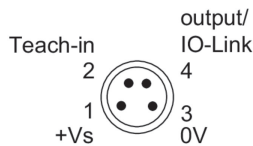


### Laser warning

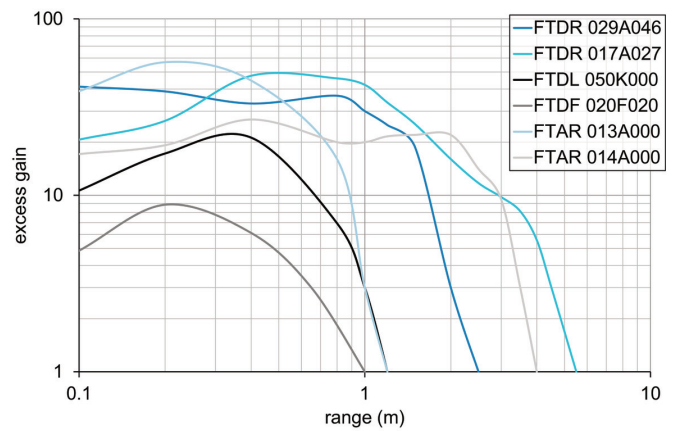
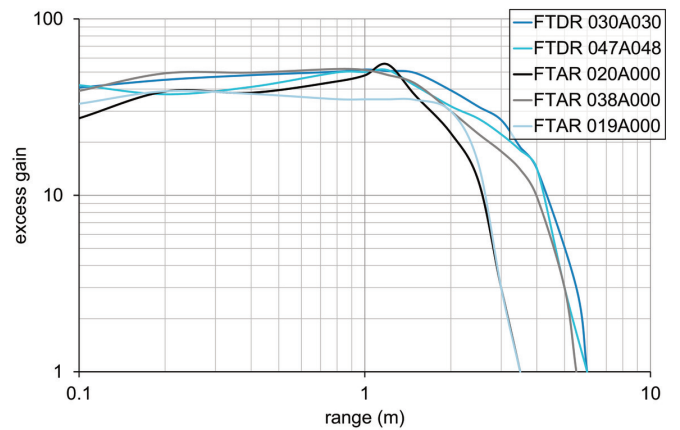
**CLASS 1 LASER PRODUCT**

IEC 60825-1/2014  
Complies with 21 CFR 1040.10 and 1040.11 except for conformance with IEC 60825-1 Ed. 3., as described in Laser Notice No. 56, dated May 8, 2019

### Pin assignment



### Excess gain curve



The product features and technical data specified do not express or imply any warranty. Technical modifications subject to change.