

Overview

- receiver
- through beam sensor
- 10 m
- push-pull
- Teach-in: remote
- flylead connector M8, L=200 mm
- -25 ... 60 °C
- IP 68/69K & proTect+



Picture similar



Technical data

General data

Type	Through beam sensor
Special type	Hygienic design
Emitter / receiver	Receiver
Actual range Sb	10 m
Nominal range Sn	15 m
Alignment / soiled lens indicator	Flashing light indicator
Light indicator	LED yellow
Power on indication	LED green
Sensitivity adjustment	Teach-in: remote
Alignment optical axis	< 2°
Approvals/certificates	Ecolab Adapted from EHEDG

Electrical data

Response time / release time	< 0,49 ms
Voltage supply range +Vs	10 ... 30 VDC
Current consumption max. (no load)	40 mA

Electrical data

Current consumption typ.	30 mA
Voltage drop Vd	< 3 VDC
Output function	Light / dark operate
Output circuit	Push-pull
Output current	< 100 mA
Short circuit protection	Yes
Reverse polarity protection	Yes

Mechanical data

Width / diameter	16,5 mm
Height / length	34,6 mm
Depth	28,7 mm
Type	Rectangular
Housing material	Stainless steel 1.4404 (V4A)
Front (optics)	PMMA
Connection types	Flylead connector M8, L=200 mm

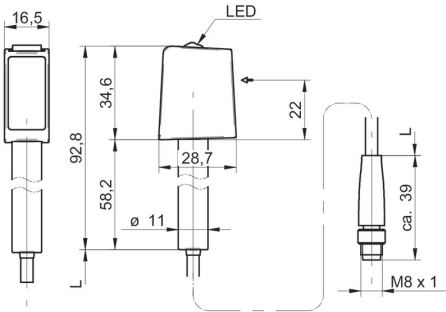
Ambient conditions

Operating temperature	-25 ... +60 °C
Protection class	IP 68/69K & proTect+

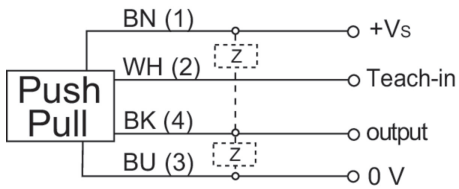
Remarks

- Magnetic Teach

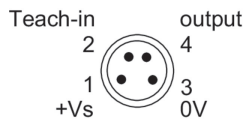
Dimension drawing



Connection diagram



Pin assignment



Excess gain curve

