

Overview

- receiver
- through beam sensor
- 40 m
- push-pull
- qTeach / remote
- connector M8 4 pin
- -25 ... 60 °C
- IP 67



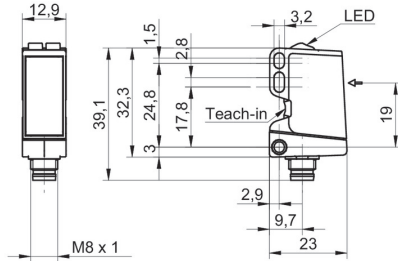
Picture similar



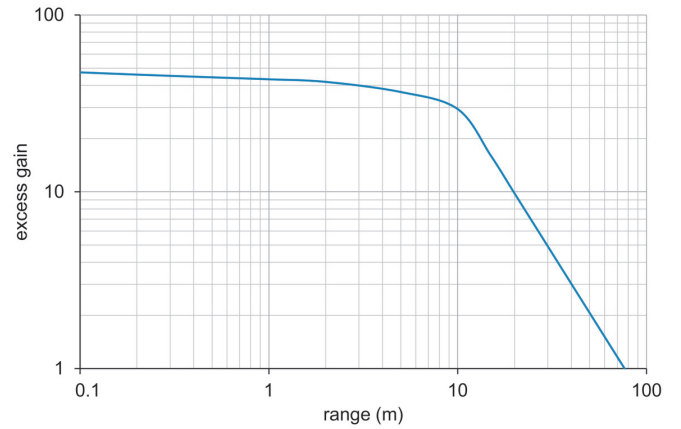
Technical data

General data		Electrical data	
Type	Through beam sensor	Voltage drop Vd	< 3 VDC
Emitter / receiver	Receiver	Output function	Light / dark operate
Actual range Sb	40 m	Output circuit	Push-pull
Nominal range Sn	75 m	Output current	< 100 mA
Alignment / soiled lens indicator	Flashing light indicator	Short circuit protection	Yes
Light indicator	LED yellow	Reverse polarity protection	Yes
Power on indication	LED green	Mechanical data	
Sensitivity adjustment	qTeach / remote	Width / diameter	12,9 mm
Alignment optical axis	< 2°	Height / length	32,3 mm
Electrical data		Depth	23 mm
Response time / release time	< 0,49 ms	Type	Rectangular
Voltage supply range +Vs	10 ... 30 VDC	Housing material	Plastic (ASA, PMMA)
Current consumption max. (no load)	40 mA	Front (optics)	PMMA
Current consumption typ.	30 mA	Connection types	Connector M8 4 pin
		Ambient conditions	
		Operating temperature	-25 ... +60 °C
		Protection class	IP 67

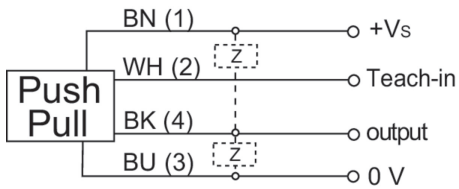
Dimension drawing



Excess gain curve



Connection diagram



Laser warning

**CLASS 1 LASER
PRODUCT**

IEC 60825-1/2014
Complies with 21 CFR 1040.10 and
1040.11 except for conformance with
IEC 60825-1 Ed. 3., as described in
Laser Notice No. 56, dated May 8, 2019

Pin assignment

