

Overview

- Most secure object detection due to the barrier principle
- Test input for deactivating the transmitter diode
- Quick mounting by means of M3 threaded bushes made of stainless steel



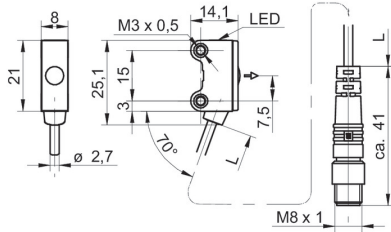
Picture similar



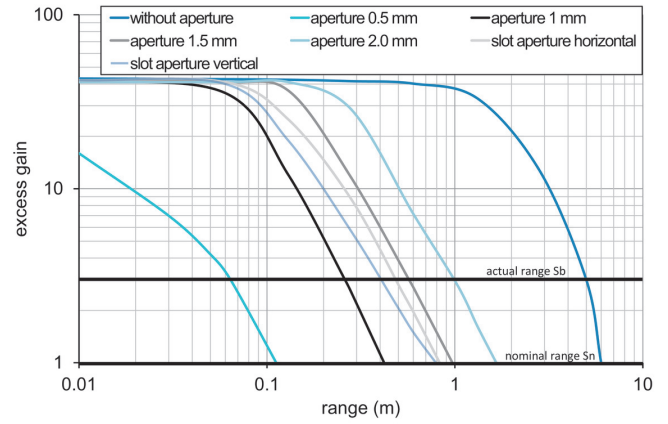
Technical data

General data		Mechanical data	
Type	Through beam sensor	Width / diameter	8 mm
Emitter / receiver	Emitter	Height / length	25,1 mm
Light source	Pulsed red LED	Depth	14,1 mm
Actual range Sb	5 m	Type	Rectangular
Nominal range Sn	6 m	Mechanical mounting	Threaded sleeves M3 (stainless steel)
Power on indication	LED green	Housing material	Plastic (ASA, PMMA)
Wave length	644 nm	Front (optics)	PMMA
Alignment optical axis	< 1,5°	Connection types	Flylead connector M8 4 pin, L=200 mm
Electrical data		Cable characteristics	PVC / PVC 4 x 0,08 mm ²
Voltage supply range +Vs	10 ... 30 VDC	Ambient conditions	
Current consumption max. (no load)	20 mA (@ 30 VDC)	Operating temperature	-25 ... +50 °C
Current consumption typ.	16 mA (@ 24 VDC)	Protection class	IP 67
Reverse polarity protection	Yes		

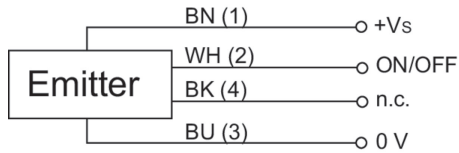
Dimension drawing



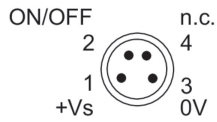
Excess gain curve



Connection diagram



Pin assignment



Beam characteristic (typically)

