

## OZDM 16P1901/S14

Diffuse sensors with intensity difference - standard

Article number: 10119432

### Overview

- intensity difference
- < 250 mm
- pulsed red laser diode
- PNP / analog 4 ... 20 mA
- potentiometer, 14 turn
- connector M12 4 pin
- -10 ... 50 °C
- IP 67



Picture similar



### Technical data

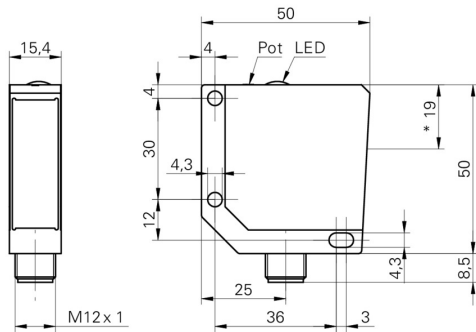
General data		Electrical data	
Type	Intensity difference	Current consumption typ.	60 mA
Light source	Pulsed red laser diode	Voltage drop Vd	< 2 VDC
Sensing distance Tw	< 250 mm	Output function	Light operate
Optimum operating distance	40 ... 80 mm	Output circuit	PNP / analog 4 ... 20 mA
Detectable remission difference (on grey)	> 8 %	Output current	< 200 mA
Repeat accuracy	< 0,1 mm at laser focus	Short circuit protection	Yes
Output indicator	LED yellow	Reverse polarity protection	Yes
Sensitivity adjustment	Potentiometer, 14 turn	Mechanical data	
Laser class	1	Width / diameter	15,4 mm
Distance to focus	80 mm	Height / length	50 mm
Wave length	675 nm	Depth	50 mm
Electrical data		Type	Rectangular
Response time / release time	< 0,1 ms	Housing material	Die-cast zinc
Voltage supply range +Vs	12 ... 30 VDC	Front (optics)	Glass
Current consumption max. (no load)	65 mA	Connection types	Connector M12 4 pin
		Ambient conditions	
		Operating temperature	-10 ... +50 °C
		Protection class	IP 67

# OZDM 16P1901/S14

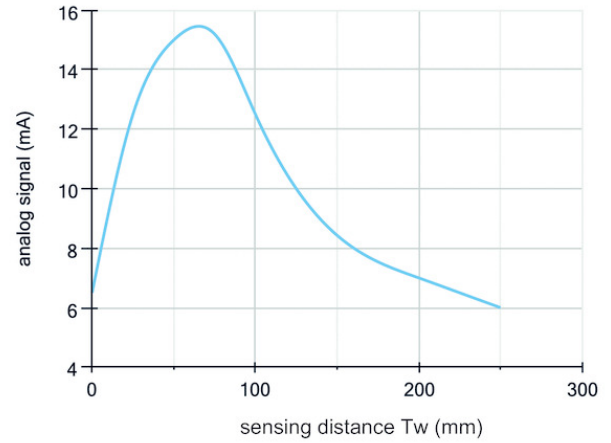
Diffuse sensors with intensity difference - standard

Article number: 10119432

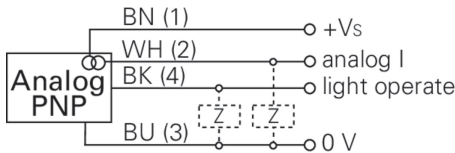
## Dimension drawing



## Signal progression



## Connection diagram



## Laser warning

**CLASS 1 LASER  
PRODUCT**

IEC 60825-1/2014

Complies with 21 CFR 1040.10 and 1040.11 except for conformance with IEC 60825-1 Ed. 3., as described in Laser Notice No. 56, dated May 8, 2019

## Beam characteristic (typically)

