

## OZDK 14P1901/S14

Diffuse sensors with intensity difference - standard

Article number: 11001328

### Overview

- intensity difference
- 20 ... 300 mm
- pulsed red laser diode
- PNP
- Teach-in
- connector M12 4 pin
- -10 ... 50 °C
- IP 67



Picture similar



### Technical data

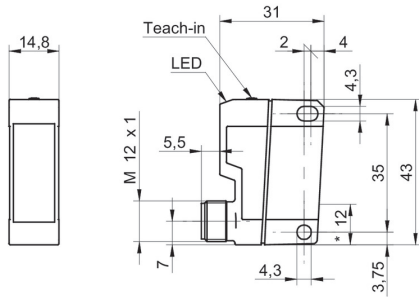
General data		Electrical data	
Type	Intensity difference	Current consumption typ.	25 mA
Light source	Pulsed red laser diode	Voltage drop Vd	< 2,2 VDC
Sensing distance Tw	20 ... 300 mm	Output function	Light operate
Repeat accuracy	< 0,2 mm at laser focus	Output circuit	PNP
Alignment / soiled lens indicator	Flashing light indicator	Output current	< 100 mA
Power on indication	LED green	Short circuit protection	Yes
Light indicator	LED yellow	Reverse polarity protection	Yes
Sensitivity adjustment	Teach-in	Mechanical data	
Laser class	2	Width / diameter	14,8 mm
Distance to focus	115 mm	Height / length	43 mm
Wave length	650 nm	Depth	31 mm
Electrical data		Type	Rectangular
Response time / release time	< 0,15 ms	Housing material	Plastic (ASA, MABS)
Voltage supply range +Vs	10 ... 30 VDC	Front (optics)	PMMA
Current consumption max. (no load)	35 mA	Connection types	Connector M12 4 pin
		Ambient conditions	
		Operating temperature	-10 ... +50 °C
		Protection class	IP 67

# OZDK 14P1901/S14

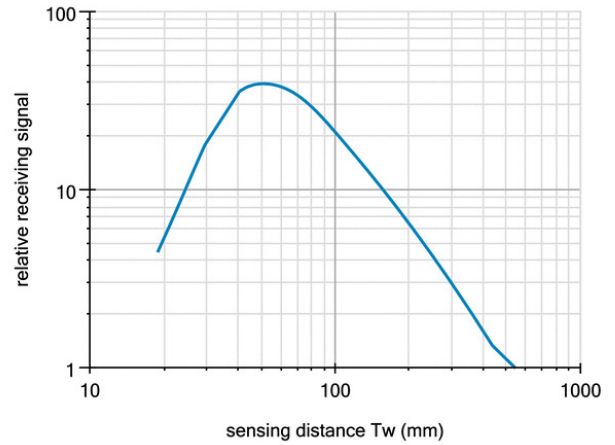
Diffuse sensors with intensity difference - standard

Article number: 11001328

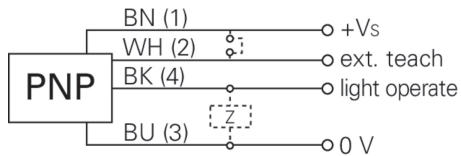
## Dimension drawing



## Relative receiving signal



## Connection diagram



## Laser warning



**LASER RADIATION**  
**DO NOT STARE INTO BEAM**  
Wavelength: 640...670nm  
IEC 60825-1, Ed. 3, 2014  
**CLASS 2 LASER PRODUCT**

IEC 60825-1/2014 Complies with 21 CFR 1040.10 and 1040.11 except for conformance with IEC 60825-1 Ed. 3., as described in Laser Notice No. 56, dated May 8, 2019

## Beam characteristic (typically)

