

OZDK 10N5101

Diffuse sensors with intensity difference - miniature

Article number: 10136502

Overview

- intensity difference
- 3 ... 150 mm
- pulsed red laser diode
- NPN
- potentiometer, 5 turn
- cable 4 pin, 2 m
- -10 ... 50 °C
- IP 65



Picture similar



Technical data

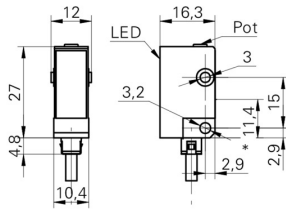
General data		Electrical data	
Type	Intensity difference	Current consumption typ.	40 mA
Light source	Pulsed red laser diode	Voltage drop Vd	< 1,8 VDC
Sensing distance Tw	3 ... 150 mm	Output function	Light / dark operate
Optimum operating distance	20 ... 40 mm	Output circuit	NPN
Detectable remission difference (on grey)	> 8 %	Output current	< 100 mA
Repeat accuracy	< 0,2 mm at laser focus	Short circuit protection	Yes
Power on indication	LED green	Reverse polarity protection	Yes
Light indicator	LED yellow	Mechanical data	
Sensitivity adjustment	Potentiometer, 5 turn	Width / diameter	10,4 mm
Laser class	2	Height / length	27 mm
Distance to focus	40 mm	Depth	16,3 mm
Wave length	650 nm	Type	Rectangular
Electrical data		Housing material	Plastic (ASA)
Response time / release time	< 0,05 ms	Front (optics)	PMMA
Voltage supply range +Vs	10 ... 30 VDC	Connection types	Cable 4 pin, 2 m
Current consumption max. (no load)	50 mA	Ambient conditions	
		Operating temperature	-10 ... +50 °C
		Protection class	IP 65

OZDK 10N5101

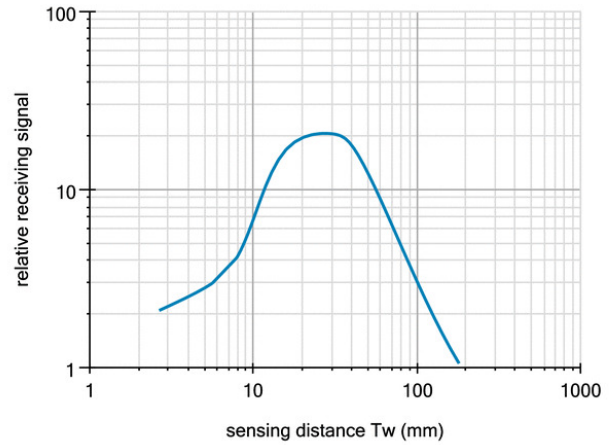
Diffuse sensors with intensity difference - miniature

Article number: 10136502

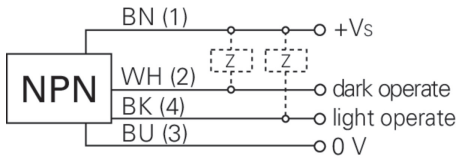
Dimension drawing




Relative receiving signal



Connection diagram



Laser warning



LASER RADIATION
DO NOT STARE INTO BEAM
Wavelength: 640...670nm
IEC 60825-1, Ed. 3, 2014
CLASS 2 LASER PRODUCT

IEC 60825-1/2014 Complies with 21 CFR 1040.10 and 1040.11 except for conformance with IEC 60825-1 Ed. 3., as described in Laser Notice No. 56, dated May 8, 2019

Beam characteristic (typically)

